


VALENTINES GAMES



Paper Heart Relay

Divide guests into teams of four people each. Give each team leader a paper heart and each guest a drinking straw. Have the first person on each team pick up the paper heart with the straw by sucking in and pass the heart to the next in line. If the heart drops, they must pick it up with the straw. The first team to pass the heart to all members and back to the leader wins.



Draw a Heart

Have guests hold a piece of paper on top of their heads and draw a heart. After doing this, draw an arrow through the heart and write "I love you" on the heart.

Who's my valentine?

Before the party, cut purchased valentines in half at odd angles. To play the game, give each half a valentine, making sure that another has the matching half. At the signal, have the guests find the matching half of the valentine they have and then sit down. The first pair to sit down wins.


Candy Charades

Fill a bowl with conversation candy hearts which have short sayings such as "I love you," Be mine, Sealed with a kiss. Each guest takes a turn to select one of the candies and tries to pantomime its message. If someone correctly guesses the message within the chosen time frame, the "mime" gets to eat the candy. You can play this game with teams, giving a prize to the team who guesses the most answers in the least amount of time or you can let each child take a turn in front of the group.



Match the Famous Lovers

Mix up the columns or leave it blank. *Add your own couples too!



Helen of Troy
Robin Hood
Lord Nelson
Romeo
Robert Browning
Cleopatra
Jacob
Mrs. Simpson
Anne Boleyn
Nancy

Paris, son of Priam
Maid Marian
Lady Hamilton
Juliet
Elizabeth Barret
Mark Anthony
Rachael
Edward V111
Henry V111
Ronald

Musical hearts

Before the party, cut out heart-shaped pieces of cardboard of various sizes. Place the hearts on the floor around the party area. The game is played like musical chairs, only when the music stops everyone must stand on a heart. It's OK to share a heart. Before each round, take away one heart, so it becomes more difficult for everyone to share the available hearts. Anyone who is not on a heart when the music stops is out. Leave out the smallest heart shape for the last round. This game can also be used for Halloween with pumpkin shapes, birthday parties with balloon shapes, etc.


Love messages

Before the party, make or purchase two sets of three identical valentines and put each set into an envelope. To begin the game, divide the guests into teams and have each team stand on one side of the room facing each other. At the signal to begin, have the first member of each team take the valentines out of the envelope and read them as loudly, quickly and accurately as possible. After the first member finishes, he or she puts the valentines back into the envelope and passes them on to the next member and so on down the line. The first team that finishes wins. The difficulty of this game depends on the complexity of the verse on the valentines.



Red Contest (The word red is in all the answers)

1. A bird whose wings give him his name. (Red-winged blackbird)
2. A very old active game. (Red rover, red rover)
3. A well known actor who starred in The Horse Whisper.
(Robert Redford)
4. One of Santa's reindeer. (Rudolph the Red-nosed Reindeer)
5. This bird pecks holes in trees. (Red headed woodpecker)
6. We should stop for this. (red light)
7. This bird goes bob-bob-bobbing along. (Red robin)
8. A city in Alberta. (Red Deer)
9. These can be seen in the sunset. (Red sails)
10. a sailor's weather forecast. (red sky at night)



Hanging onto your heart



Give each person two saucers and two straws. Put five conversation candy hearts or cinnamon heart candies, if you want the game to be more difficult into one of the saucers. At the signal to begin, each guest has to use his or her straws as chopsticks, picking up one piece of candy at a time and transporting it to the other saucer, about 5 inches away. If it's dropped between the two saucers, the candy must be picked up by hand, put back into the first saucer, and the player must start over. The first player to get all of his or her hearts in the second saucer wins. As a variation, divide the guests into relay teams.





Broken Hearts

Before the party, cut a paper heart into pieces like a jigsaw puzzle. (You'll need one heart for each guest), Put each heart puzzle into an envelope. At the signal to begin, have each child put together his or her heart. The first one to finish wins a prize. The difficulty of the game can be determined by the number of pieces and complexity of their shapes, depending on the age of the partygoers.

Guess How Many

Fill a Midget container with red candy hearts. Have guests guess how many hearts are in the container. The one that comes closest wins the container and the candy.

Cupid's Game



Divide group into 2 teams. Select team captains to keep score. Each team picks a letter of the alphabet to be the team letter. All questions must be answered by a word that starts with that letter. You can only use the word once for a point.

1. Who does Cupid love?
2. How does he like his job?
3. Where does Cupid live?
4. What kind of house does he have?
5. What color was it?
6. What is his favorite term of endearment?
7. What is his favorite piece of clothing?
8. What kind of pet does he have?
9. What was his pet's name?
10. What job does he have in the off season?
11. Where does Cupid go on vacation?
12. How does he get there?
13. How is the weather?
14. How does he like it?
15. What's his favorite dinner?

