




Top 10 uses for a citrus peeler




1. Use it as a cake tester
2. Use it to clean gunk out of small grooves
3. Use it to make swirls or patterns in cake icing.
4. Use it to clean inside the rim of Tupperware seals
5. Use it as a cuticle pusher
6. Use it as a letter opener
7. Use it as a staple remover
8. Use it to smooth out grout
9. Use it to remove labels from cans and jars
10. Use it to remove wax from furniture




Top 10 uses for a citrus peeler




1. Use it as a cake tester
2. Use it to clean gunk out of small grooves
3. Use it to make swirls or patterns in cake icing.
4. Use it to clean inside the rim of Tupperware seals
5. Use it as a cuticle pusher
6. Use it as a letter opener
7. Use it as a staple remover
8. Use it to smooth out grout
9. Use it to remove labels from cans and jars
10. Use it to remove wax from furniture




Top 10 uses for a citrus peeler




1. Use it as a cake tester
2. Use it to clean gunk out of small grooves
3. Use it to make swirls or patterns in cake icing.
4. Use it to clean inside the rim of Tupperware seals
5. Use it as a cuticle pusher
6. Use it as a letter opener
7. Use it as a staple remover
8. Use it to smooth out grout
9. Use it to remove labels from cans and jars
10. Use it to remove wax from furniture



Top 10 uses for a citrus peeler



1. Use it as a cake tester
2. Use it to clean gunk out of small grooves
3. Use it to make swirls or patterns in cake icing.
4. Use it to clean inside the rim of Tupperware seals
5. Use it as a cuticle pusher
6. Use it as a letter opener
7. Use it as a staple remover
8. Use it to smooth out grout
9. Use it to remove labels from cans and jars
10. Use it to remove wax from furniture



Your Tupperware Connection



Your Tupperware Connection



Your Tupperware Connection



Your Tupperware Connection

